

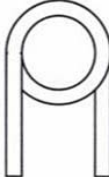
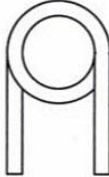
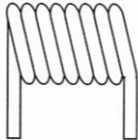
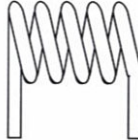
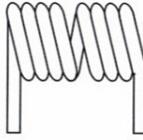
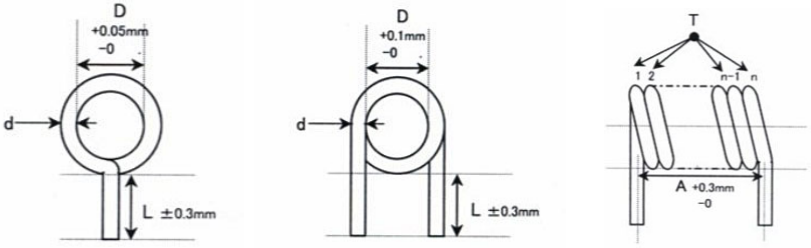


# FD ACCESS AIR CORE COIL DETAIL

<b>MATERIAL TYPE</b>	1PEW(Polyester resin)		
<b>COLOR</b>	NATURAL	GREEN	RED
<b>SIZE(d.Wire Diameter)</b>	0.25mm	0.25mm	non
	0.30mm	0.30mm	0.30mm
	0.35mm	0.35mm	0.35mm
	0.40mm	0.40mm	0.40mm
	0.45mm	non	0.45mm
	0.50mm	0.50mm	0.50mm
<b>TYPE of COIL</b>	CENTER LEAD COIL or STRAIGHT LEAD COIL		
<b>WINDING DIRECTION</b>	RIGHT WINDING or LEFT WINDING		
Example	CENTER RIGHT	CENTER LEFT	STRAIGHT RIGHT    STRAIGHT LEFT
			 
<b>TURN METHOD</b>	CLOSE WINDING or SPACE WINDING or LOCAL SPACE WINDING		
Example	CLOSE	SPACE	LOCAL SPACE
			
<b>D.COIL DIAMETER</b>	1.0~3.9mm EACH0.1mm tolerance +0.05mm -0mm		
<b>T.No.of TURN</b>	CENTER COIL 2~    STRAIGHT COIL n-0.5~		
<b>A. A-PITCH</b>	+0.3mm -0mm		
<b>L. LEAD LENGTH</b>	Minimum 2.0mm~(tolerance ±0.3mm)		
Specification and tolerance			
<b>S. STRIPPING LENGTH</b>	Max stripping 90°    Minimum hypogastrium point 1mm		
<b>P.LOCAL SPACE PITCH</b>	Local Space Pitch (Space point at X turn) 0.5mm~0.9mm		
Specification and tolerance	